

**【Product Name】** MagPure Viral DNA/RNA Precast Kit (KingFisher)

**【Product specification】** 6 × 16 Preps

**【Expected usage】**

This product is suitable for extracting total viral nucleic acid from cell-free /low-content cell biological samples such as body fluids, serums, plasma, soaking solutions, tissue homogenate supernatant, and culture supernatant.

**【Product introduction】**

This product is based on the purification method of high binding magnetic particles. The sample is lysed and digested under the action of lysate and Protease. DNA / RNA is released into the lysate. After adding magnetic particles and binding solution, DNA / RNA will be adsorbed on the surface of magnetic particles, and impurities such as proteins will be removed without adsorption. The adsorbed particles were washed with washing solution to remove proteins and impurities, washed with ethanol to remove salts, and finally DNA/RNA was eluted by Buffer AVE.

**【Compositions】**

Cat.No	Prepackage Reagent	IVD5412-TL-06
	PK/Carrier RNA	24mg/310ug
	Protease Dissolve Buffer Blue	1.8 ml
	Tip	12
Prepackage Plate (2.0ml Plate)	Row 1/7: 500μl Buffer MLB	6
	Row 2/8: 500μl Buffer MW1	
	Row 3/9: 500μl Buffer CW	
	Row 4/10: 500μl Buffer CW&MPN	
	Row 5/11: 100μl Buffer AVE	

**【Storage conditions and validity】**

This kit is shipped and stored at room temperature and is valid for 12 months.



**【Applicable Instrument】**

Nucleic Acid Extraction Machine such as Smart 32(Daan Gene), NP968S(TianLong) and similar.

**【Sample Requirements】**

Virus DNA/RNA was extracted from whole blood, serum, plasma, diseased materials, feces and body fluid. If the volume of liquid sample less than 200μL, add PBS buffer or saline to 200μL.

**【Preparation before Use】**

According to the label, add 1.2ml Protease Dissolve Buffer Blue into the bottle of PK/Carrier RNA, and then stored at -20°C after dissolve.

**【Operation of 32/48 channel nucleic acid extractor】**

1. Take out the required components of the kit and Inverting the plate several times to re-suspend the beads.
2. Remove the sealing bag and sealing film.
3. Add 10μl PK/Carrier RNA into the wells of Row 1/7.
4. Add 200~300μl sample into the well of Row 1/7.
5. Insert Tip into the corresponding position of the instrument.(Tip need to change for different machine.
6. Place the plate into the corresponding position of the instrument. (the well of A1 is placed towards the left inner corner)
7. Start the corresponding program.
8. Finish the operation after ~20 minutes.
9. Remove the 96-well plate and magnetic Tip.
10. Transfer the RNA/DNA to a 1.5ml centrifuge tube and store the product at -20~8°C.

## Paragram Parameters at Smart 32 (DAAN Gene)

The parameters need to be adjusted slightly for other machine.

Num	Well	Name	Wait min	Mix min	Magnet times	Speed	Volume ul	Temp.
1	4	Collect	0	1	1	Medium	500	Close
2	1	Bind	0	5	2	Medium	700	Close
3	2	Wash 1	0	1	1	Medium	500	Close
4	3	Wash 2	0	1	1	Medium	500	Close
5	5	Elute	2	4	2	Medium	100	Close
6	1	Remove	0	1	0	Medium	700	Close














### 【Product performance】

1. Appearance inspection: The kit should be completely composed, the appearance of the package should be clean, no leakage, and no damage; the signs and labels should be clear.
2. Nucleic acid purity: Extract 1mg liver homogenate (PBS, 200μl) according to the instructions. The OD260/280 value is 1.7-2.0, A260/230 value is 1.2-1.8.
3. Nucleic acid yield: Extract 1mg liver homogenate (PBS, 200μl) according to the instructions, the yield is 2~ 5ug.
4. Nucleic acid integrity: 1mg liver homogenate (200μl) was extracted according to the instructions. There was no obvious degradation of DNA/RNA during electrophoresis of the product.

### 【Basic Information】

	<b>Guangzhou Magen Biotechnology Co., Ltd.</b> Room 401, Building D, No. 7, Jingye 3rd Street, Yushu Industrial Park, Guangzhou Hi-Tech Industrial Development Zone, Huangpu District, Guangzhou, 510663, China <a href="http://www.magen-tec.com">www.magen-tec.com</a> 86-20-3855 5004
	<b>Statelab GmbH</b> Friedrich-Ebert-Strasse 7, 58642 Iserlohn, Germany

### 【Explanation of Marks】

	The product is used in vitro, please don't swallow it		Please don't reuse it
	Validity		Please read the instruction book carefully before using
	Warning, please refer to the instructions in the annex		Manufacturer
	Temperature scope within which the product is reserved		Batch number
	European union authorization representative		Keep dry
	Avoid overexposure to the sun		Don't use the product when the package is damaged
	The product meets the basic requirements of European in vitro diagnostic medical devices directive 98/79/EC		